




# WASTEQUIP

## 255HD-WQ-SC Self-Contained Compactors

Automated cycle operation. Turn key switch-ram extends, retracts and stops automatically within 31 seconds

Compacting is push button easy-save money spent on unnecessary labor hours breaking down cartons and boxes



Five model sizes available - 17, 20, 25, 30, and 35 cu yds.


Full door 3 bump T-seal prevents leakage, minimizes odor, and keeps out insects and rodents

### 255HD Self-Contained Compactors are ideal for handling waste with high liquid content

All five models of our 255HD self-contained compactor have a full door seal to accept solid and liquid wastes. The 255HD self contained compactor is a "mechanical workhorse" designed to give you years of "worry free" performance.

### 255HD Self-Contained Compactors Features, Advantages and Benefits

- 1/2" thick ram floor lasts longer than thinner 3/8" floors extending the compactor's life. Save up to \$1,500 in repair costs by not having to replace worn out shoes.
- In only 31 seconds trash is compacted allowing your employees to return to work sooner. It pays to compare our cycle times with the competition.
- Our "Full Container Light" notifies you when compactor is full and ready for pickup. Others charge up to \$500 for this standard feature.
- "Virtually Dripless" quick disconnects last longer than standard quick disconnects. Reduce your slip and fall hazards while protecting the environment.
- Our "All Temperature Oil" works well in cold or hot climates. Others charge up to \$500 for this feature. We recommend use of an oil heater in extreme cold conditions.
- Our NEMA 4 (National Electrical Manufacturer's Association) rated control panel assures OSHA and electrical code compliance while protecting the panel from hose directed or splashing water. Don't settle for NEMA 3 or NEMA 12 panel boxes.



Compactor with plastic doors covering loader



Compactor is compatible with roll-off, rear loading, and front loading vehicles



24 volt Guardian control panel is UL listed

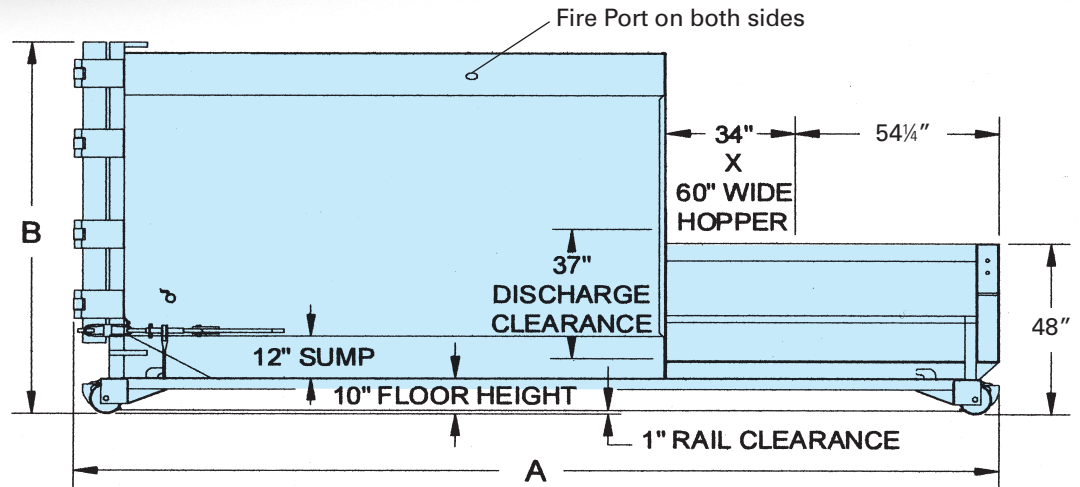


255HD-WQ-SC with optional Cart Dumper

WASTEQUIP - SELF-CONTAINED COMPACTOR, 255HD-WQ-SC

# 255HD-WQ-SC Self-Contained Compactor

## 255HD-WQ-SC Self-Contained Compactor Series- Your Best Choice For Handling Liquid Waste



### SPECIFICATIONS

#### Charge box

Wastequip rating - 2.0 cubic yards  
Wastec rating - 1.33 cubic yards  
Clear Top Opening - 34" Length x 60" Width

#### Ram

Face plate - 3/8" steel with 3/8" stiffener plates  
Base plate - 1/4" plate with 3" channels @ 22" spacing  
Top plate - 1/4" steel plate with 3" channels @ 12" spacing  
Side plates - 1/4" formed steel plate

#### Packer

Floor plate - 1/2" thick steel  
Sides - 1/4" with 2 x 3" vertical tube stiffeners  
Top rail - 3/16" tube  
Breaker bar - 6 x 6 x 3/4" angle steel  
Sump - 12" height, 1/4" x 48"

#### Electrical

Electric motor - 10 hp TEFC (Totally Enclosed Fan Cooled)  
Voltage - 208/230/460, 3 phase, 60 HZ. Totally enclosed  
Power box - UL Rated  
Operator control station - NEMA 4 rated 110V  
Automated cycle operation - Turn key switch-ram extends, retracts and stops automatically

#### Hydraulic

Pump - 10.60 gpm  
Ram penetration - 6"  
Cycle time - 31 seconds  
Hydraulic cylinder - Single straight  
Cylinder bore - 5"  
Cylinder rod - 2.5"  
Hydraulic oil tank - 25 gal  
Power unit location - Remote

#### Hydraulic performance

Normal ram face pressure - 40,200 lbs  
Normal ram psi - 2,050 psi  
Normal operating pressure - 21.97 psi  
Maximum ram face pressure - 45,100 lbs  
Maximum ram psi - 2,300 psi  
Maximum operating pressure - 24.64 psi

### COMPACTOR MODELS

	Compactor			Entire unit			
255HD model	Height	Opening	Length	Length (A)	Width	Height (B)	Weight
17 cu yds	48"	34" x 60"	88 1/4"	203"	102"	90"	8,000 lbs
20 cu yds	48"	34" x 60"	88 1/4"	223"	102"	90"	8,350 lbs
25 cu yds	48"	34" x 60"	88 1/4"	237"	102"	104"	8,950 lbs
30 cu yds	48"	34" x 60"	88 1/4"	267"	102"	104"	9,600 lbs
34 cu yds	48"	34" x 60"	88 1/4"	293"	102"	104"	9,850 lbs

#### Standard features

- 1/2" thick ram floor
- 31 second cycle time
- Virtually drip less quick disconnects
- Full Container light
- All temperature oil
- Multi-Cycle timer
- Operational and service manual
- Primed and painted in several colors

#### Additional options

- Oil Heater
- Cart Dumper
- Advance Warning Light
- Photo Electric Eye
- Pressure Gauge - color coded
- Odor Control System

#### Container specifications

- 7 gauge floor with 3" channel frame
- 6" x 2" x 1/4" tube rails, 36 1/2" I.D. crossmember
- Solid steel bullnose and hook at both ends
- 4" diameter rollers, 6" long
- Length, Width and Height - See chart above

#### Parts

Wastequip offers replacements parts and add-on features for all Wastequip equipment

#### Standard color choices



## WASTEQUIP

Nationally known for personal service

Phone 877-468-9278

Email-sales@wastequip.com

www.wastequip.com

Wastequip serves North America from over 30 locations with quality; containers, roll off hoists, self-dumping hoppers, compactors, balers, trailers and tarps for companies in environmental preservation and material handling

2/9/09 © 2009 Wastequip, all rights reserved. Specifications subject to improvement without notice

#### Caution

This equipment should be operated by properly trained personnel. Operators should become familiar with OSHA, ANSI and any other applicable standards or laws for using this equipment. Improper use, misuse, or lack of maintenance could cause injury to people and/or property. Photos used in the literature are illustrative only. We assume no liability or responsibility for proper training/operation of equipment not manufactured by Wastequip. We reserve the right to make changes at any time without notice. Information contained within this literature is intended to be the most accurate available at time of printing.

**Wastequip offers financing and leasing programs**